



**ClassCharts**

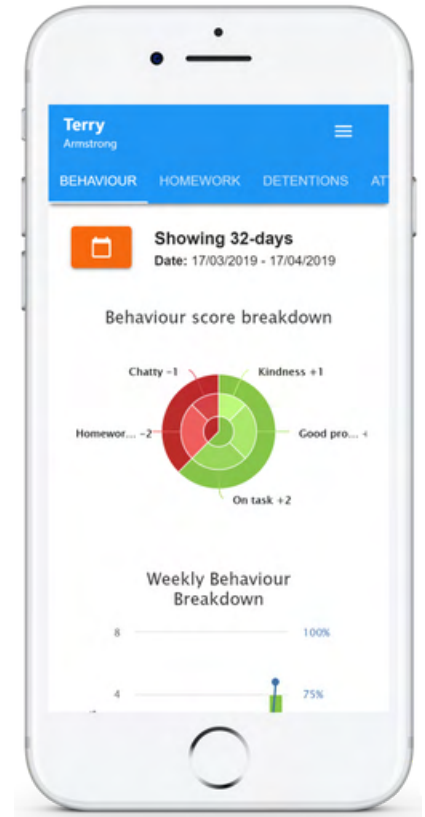
Part of **tes**

## Viewing Achievements and Behaviour with Parent accounts

# Behaviour

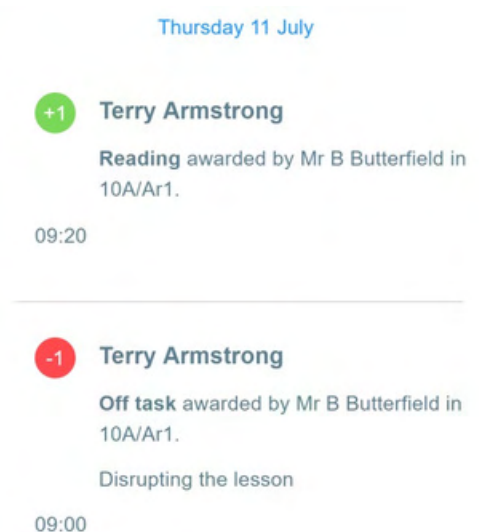
If your school has decided to share behaviour information with parents, you will see the **Behaviour** tab when viewing pupils from that school. Selecting this tab will display multiple graphs which represent an overview of your child's **achievement** and **behaviour** data within a **customisable timeframe**.

By default, the displayed date range is **31 days**. To view a different range of behaviour data, click on the **Date** button to select from the available presets or create your own custom date range.



Below these graphs you can find a list of behaviour activity relating to your child. These display the **behaviour** that was awarded, **when** it was awarded, **who** awarded the behaviour, the **lesson** the behaviour was awarded in, and how many **points** the award is worth.

The level of detail within each behaviour award depends on the settings that your school has enabled.



# Detentions

If your school has decided to share detention information with parents, you will see the [Detention](#) tab when viewing pupils from that school.

Selecting this tab will display a list of [detentions](#) which have been set for your child

Detentions fall under 4 categories:

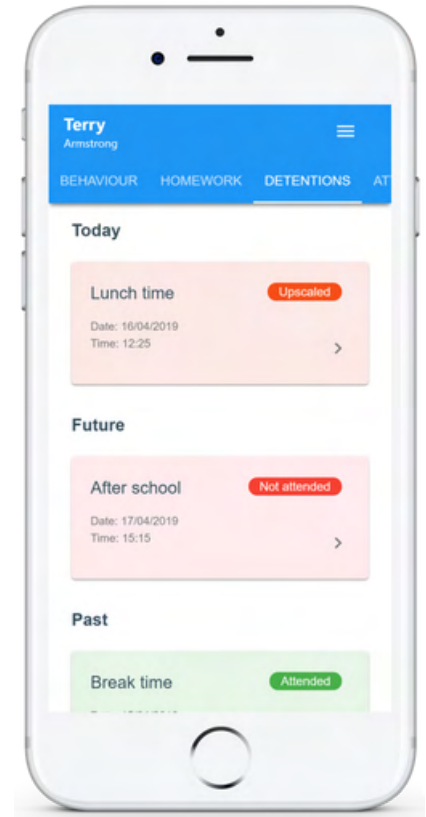
[Attended](#), [Not attended](#), [Pending](#) and [Upscaled](#).

**Attended:** Your child has sat this detention.

**Not attended:** Your child did not sit this detention.

**Pending:** This detention has not been sat yet.

**Upscaled:** Your child's detention has been escalated into another type of detention.



To view more information about a specific detention, click on the [arrow](#) icon. This will bring up a popup that describes the detention, including the [location](#) for the detention, the awarding [teacher](#) and [scheduling information](#).

